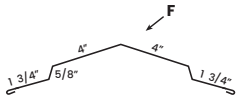
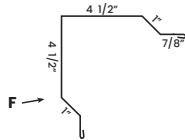


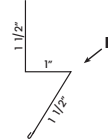
① 29 Ga. 13" Universal Ridge Cap
TLURC1 10'6"



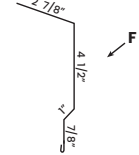
② 29 Ga. Rake & Corner
TLRC2 10'0", 12'0", 14'0", 16'0"



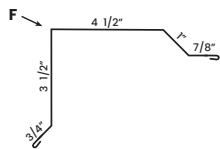
③ 29 Ga. Base Angle
TLBA3 10'2"



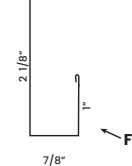
④ 29 Ga. Fascia Trim
TLFT4 10'2"



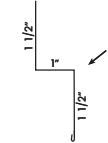
⑨ 29 Ga. Denver Gable
TLDG 10'2", 12'6", 14'6", 16'6"



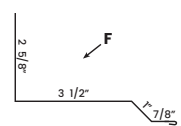
⑥ 29 Ga. "J" Channel
TLJC6 10'2"



⑦ 29 Ga. Double Angle
TLDA7 10'2"



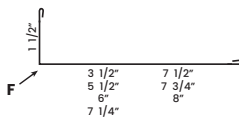
⑧ 29 Ga. Universal Sidewall
TLUS8 10'2"



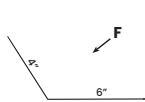
⑨ 29 Ga. Drip Cap
TLDC9 10'2"



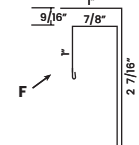
⑩ 29 Ga. Fascia Post Trim
TLPT10 10'2"



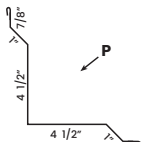
⑪ 29 Ga. Universal Endwall
TLUE11 10'2"



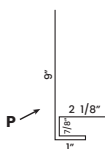
⑫ 29 Ga. "F" & "J" Trim
TLFJ12 10'2"



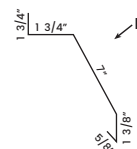
⑬ 29 Ga. Inside Corner
TLIC13 10'2"



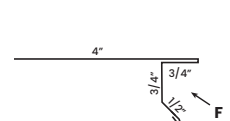
⑭ 29 Ga. Overhead Door
TLODT14 10'2", 12'6"



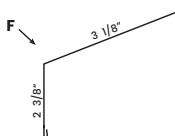
⑮ 29 Ga. Track Cover Cannonball FM
TLCT15 10'2"



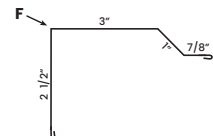
⑯ 29 Ga. Drip Edge
TL6.5F60 10'2"



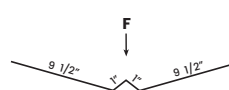
⑲ 29 Ga. Gutter Apron
TLGA29 10'2"



⑲ 29 Ga. Residential Rake
TLRR18 10'2", 12'6", 14'6", 16'6"



⑲ 29 Ga. Formed Valley
TLFV19 10'2"



Aluminum Soffit
WLVS



MARTIN'S ROOFING

260 Walnut Bottom Road • Shippensburg, PA 17257
Phone / Fax / Text: (717) 532-3460

